

Georg Philipp
Telemann
(1681—1767)

WORKS FOR RECORDER

Part 2: Sonatas for Recorder and Continuo –
TWV 41

Vol. II:

TWV 41:F 2 (F maj.)
TWV 41:f 2 (F min.)
TWV 41:a 4 (A min.)
TWV 41:B 3 (B \flat maj.)

Georg Philipp
Telemann
(1681—1767)

WORKS FOR RECORDER

Part 2: Sonatas for Recorder and Continuo –
TWV 41

Vol. II:

TWV 41:F 2 (F maj.)
TWV 41:f 2 (F min.)
TWV 41:a 4 (A min.)
TWV 41:B 3 (B \flat maj.)

40

46



Vivace

CONTENTS

Sonata a Flauto dolce solo (TWV 41:F 2) (<i>Der Getreue Music-Meister</i> , p. 1 & 5)	4
Sonata xxxvii à Flute à bec et Basse (Bruxelles, Conserv. Royale, ms. Bibl. 15115)	9
Sonatina quinta (TWV 41:a 4) (<i>Nouvelles sonatines</i>)	14
[Solo o Duo] (TWV 41:B 3) (<i>Der Getreue Music-Meister</i> , p. 33 & 37)	23

PREFACE

This edition reproduces the eight Telemann's sonatas for one instrument and continuo (TWV class 41) for which the recorder is explicitly stated as an instrument, either as the only possibility or one among several. It does not include sonatas which could be performed on the recorder or could be (or have been) adapted to the recorder.

The sources used are:

- TELEMANN G.P., *Der Getreue Music-Meister*, Hamburg 1728, copy in the *Bibliothèque Nationale de France* (Paris).
- TELEMANN G.P., *Essercizii Musici*, Hamburg 1740 ca.
- TELEMANN G.P., *Nouvelles sonatines à clavessin ou violon ou traversière, dont 2 sont accomodés pour la flûte à bec*, Hamburg 1730/1, copy in the *Royal Danish Library* (København). As the only extant copy lacks the continuo, it has been supplied from the Dresden manuscripts containing a version of these two sonatines for violin (solo part one octave lower, but for the rest with virtually no change): *Mus.2392-R-8* and *Mus.2392-R-9*.
- Manuscript 15115 in the *Bibliothèque du Conservatoire royal de Bruxelles*.

CRITICAL NOTES:

1. Original:
2. As the primary destination of this piece is for *viola da braccio o di gamba* and continuo and in the alternate instrumentation the recorder is the second voice (continuo two octaves higher) and the viola the first voice, the original setup was as follows:

Sonata
 à Flauto dolce solo

G.P. Telemann (1681 — 1767)

TWV 41: F 2


Vivace

Musical score for the first system of 'Sonata à Flauto dolce solo'. It features two staves (treble and bass) with musical notation and fingering numbers below. The tempo is marked 'Vivace'. The score includes measures 1-4, 5-7, 8-11, and 15-17. Fingerings are indicated by numbers 1-5 and ♯, ♭.

Zehnte Lection des Music-Meisters

Largo

Musical score for the second system of 'Sonata à Flauto dolce solo'. It features two staves (treble and bass) with musical notation and fingering numbers below. The tempo is marked 'Largo'. The score includes measures 3-7, 8-11, 12-15, and 16-17. Fingerings are indicated by numbers 1-5 and ♯, ♭.



19

6 — 6 6 6 5 6 b

22

6 5 4# 6 6# 6 6 7 7 6

26

6 6 5 6 6 6 6

29

6 — 6 6 6 — 6 6 6 6 6 6 5 4 3

Largo

6 # 6 6 # — 6 & 6 6 6 #

9

6 6 4+ 6 & 6 b # — 6 4 3 # 6 6 #

Allegro

Musical notation for measures 6-7. The system consists of a treble clef staff and a bass clef staff. The treble staff contains a melodic line with eighth and sixteenth notes. The bass staff contains a bass line with dotted notes and rests. Below the bass staff, the fingering sequence 6 6 b 6 is indicated.

Musical notation for measures 8-11. The system consists of a treble clef staff and a bass clef staff. The treble staff contains a melodic line with eighth and sixteenth notes. The bass staff contains a bass line with dotted notes and rests. Below the bass staff, the fingering sequence # 6 6 # 6 6 b 6 is indicated.

Musical notation for measures 12-15. The system consists of a treble clef staff and a bass clef staff. The treble staff contains a melodic line with eighth and sixteenth notes. The bass staff contains a bass line with dotted notes and rests. Below the bass staff, the fingering sequence 7 6 4 6 5 4 is indicated.

Musical notation for measures 16-19. The system consists of a treble clef staff and a bass clef staff. The treble staff contains a melodic line with eighth and sixteenth notes. The bass staff contains a bass line with dotted notes and rests. Below the bass staff, the fingering sequence 6 4 4 is indicated.

Musical notation for measures 20-23. The system consists of a treble clef staff and a bass clef staff. The treble staff contains a melodic line with eighth and sixteenth notes. The bass staff contains a bass line with dotted notes and rests. Below the bass staff, the fingering sequence 6 5 # 6 b # 6 # is indicated.

Musical notation for measures 14-17. The system consists of a treble clef staff and a bass clef staff. The treble staff contains a melodic line with eighth and sixteenth notes. The bass staff contains a bass line with dotted notes and rests. Below the bass staff, the fingering sequence 6 6 b 6 is indicated.

Musical notation for measures 18-21. The system consists of a treble clef staff and a bass clef staff. The treble staff contains a melodic line with eighth and sixteenth notes. The bass staff contains a bass line with dotted notes and rests. Below the bass staff, the fingering sequence # 6 6 # 6 6 b 6 is indicated.

Musical notation for measures 22-25. The system consists of a treble clef staff and a bass clef staff. The treble staff contains a melodic line with eighth and sixteenth notes. The bass staff contains a bass line with dotted notes and rests. Below the bass staff, the fingering sequence 7 6 4 6 5 4 is indicated.

Musical notation for measures 26-29. The system consists of a treble clef staff and a bass clef staff. The treble staff contains a melodic line with eighth and sixteenth notes. The bass staff contains a bass line with dotted notes and rests. Below the bass staff, the fingering sequence 6 4 4 is indicated.

Musical notation for measures 30-33. The system consists of a treble clef staff and a bass clef staff. The treble staff contains a melodic line with eighth and sixteenth notes. The bass staff contains a bass line with dotted notes and rests. Below the bass staff, the fingering sequence 6 5 # 6 b # 6 # is indicated.

Allegro

Musical notation for measures 1-3 of the first system, featuring a treble and bass clef with a common time signature.

4

Musical notation for measures 4-5 of the first system.

6

Musical notation for measures 6-7 of the first system.

8

Musical notation for measures 8-9 of the first system.

11

Musical notation for measures 10-11 of the first system.

26

Musical notation for measures 26-27 of the second system, including a figured bass line with figures: 6, 6, #, 6, 6, 6, #, 6/5.

31

Musical notation for measures 28-30 of the second system, including a figured bass line with figures: #, 4/2, 6, 6, 4, 4/2, 6, b7.

36

Musical notation for measures 31-35 of the second system, including a figured bass line with figures: 4/2, 6, 6/4, 4/2, 6, 6b, 6, 6/5.

41

Musical notation for measures 36-40 of the second system, including a figured bass line with figure: 6.



Neunte Lection des Music-Meisters (p. 33)
Zehnte Lection des Music-Meisters (p. 37)

[Solo o duo]

G.P. Telemann (1681 – 1767)

TWV 41:B 3

Viola di Gamba, ò di Bracc. Flaut. dolce. 2) **Largo**


Flute trav. Viola di Braccio o di Gamba Viola.


6

12

17

22





(Bruxelles, Conserv. Royale, Bibl. 15115)

Sonata XXXVII

G.P. Telemann (1681 – 1767)

à Flute à bec et Basse du Mr. Telemann

TWV41:f 2

Adagio

Allegro

Musical notation for measures 1-6 of the first system, featuring a treble and bass clef with a 3/4 time signature.

Musical notation for measures 7-13 of the second system, including a key signature change to one flat.

Musical notation for measures 14-20 of the third system.

Musical notation for measures 21-27 of the fourth system.

Musical notation for measures 28-34 of the fifth system.

Musical notation for measures 35-41 of the sixth system.

Musical notation for measures 30-35 of the first system on page 21, including a key signature change to one sharp.

6 6 6 6 b # 6 # 6

Musical notation for measures 36-41 of the second system on page 21.

6 6 6 6 6 5 4 #

Musical notation for measures 42-48 of the third system on page 21.

6 5 6 # 6 6 5 #

Musical notation for measures 49-53 of the fourth system on page 21.

6 # 7 # 6 4 7 6 4

Musical notation for measures 54-60 of the fifth system on page 21, including first and second endings.

5 # 6 4 6b 6b 6 5 4 # 6 6 5 # 6

Andante

Musical notation for measures 1-5 of the Andante section. The score is in 2/4 time. The upper staff (recorder) features a melodic line with slurs and accents. The lower staff (continuo) provides a rhythmic accompaniment. Fingerings are indicated by numbers 1-5 below the notes.

Musical notation for measures 6-11 of the Andante section. The melodic line continues with various rhythmic patterns and slurs. Fingerings are indicated by numbers 1-5 and accidentals (#) below the notes.

Musical notation for measures 12-16 of the Andante section. This section includes a repeat sign. The melodic line features slurs and accents. Fingerings are indicated by numbers 1-5 and accidentals (#) below the notes.

Musical notation for measures 17-22 of the Andante section. The melodic line continues with slurs and accents. Fingerings are indicated by numbers 1-5 and accidentals (#) below the notes.

Musical notation for measures 23-28 of the Andante section. The melodic line concludes with slurs and accents. Fingerings are indicated by numbers 1-5 and accidentals (#) below the notes.

Presto

Musical notation for measures 1-7 of the Presto section. The score is in common time (C). The upper staff (recorder) features a fast melodic line with slurs and accents. The lower staff (continuo) provides a rhythmic accompaniment. Fingerings are indicated by numbers 1-5 and accidentals (#) below the notes.

Musical notation for measures 8-11 of the Presto section. The melodic line continues with slurs and accents. Fingerings are indicated by numbers 1-5 and accidentals (#) below the notes.

Musical notation for measures 12-17 of the Presto section. This section includes a repeat sign. The melodic line features slurs and accents. Fingerings are indicated by numbers 1-5 and accidentals (#) below the notes.

Musical notation for measures 18-23 of the Presto section. This section includes first and second endings. The melodic line features slurs and accents. Fingerings are indicated by numbers 1-5 and accidentals (#) below the notes.

Musical notation for measures 24-28 of the Presto section. The melodic line concludes with slurs and accents. Fingerings are indicated by numbers 1-5 and accidentals (#) below the notes.

21

6 6^b 6 6 6

24

6 6 6^b 6 6

27

6 6 6 6 6

31

6 6[#] 6 6^b 6 6 6 6[#] 6 6^b 6 7[#] 6 6[#] 6 ^b 6[#]

34

6 6 6 7 6 7 6

38

6 3 # 6 6 6 3 # 6 6 6 6 6

41

6 # # 6 6 # # 6

44

6 6 # 6[#] # 6 # 6 6

47

6 6 # 6[#]

50

6 # 6/4 2 6 6 6/4 2 6 6 6 6[#] 6 6[#] 6 # 6

54

6 6[#] 6 6[#] 6 7 6 6

57

6 6 6 6 6 6 6 #

Allegro

6 6 # 6

4 # 6 # 6 6 6

7 6 # 6# # 6 # 6 6 # 6 7 #

11 6 5 6 b7 6 6 4

15 6 6 6 6

18 6 5 3 6 6 6

Gigue

6

12

18

24

29

Nouvelles sonatines à clavessin ou violon ou traversière, dont 2 sont accomodés pour la flûte à bec, Hambourg 1730/1

Sonatina quinta

G.P. Telemann (1681 – 1767)

FLAUTO DOLCE, Ò FAGOTTO, Ò VIOLONE

TWV41:a 4

Andante

6 5# 6 6 6

6 5 4 # 6 # 6 6 5# 6

6 6 6 5# 4#

5 6 6 # 6 4 6

b b 6 6 5 4# 5 6

6 5# 6# 6 4 2 6 6

6 5 4 # 6 # 6 5 5 6 6 5 6 6b 6 4 2

6 5 3 6 4# 2 6 # 5 6 7 6 7 6 #



42

Musical notation for measures 42-45. Treble clef has a flat (b) above the staff. Bass clef has a flat (b) below the staff. The music consists of eighth and sixteenth notes in both hands.

46

Musical notation for measures 46-51. Treble clef has a flat (b) below the staff. Bass clef has a flat (b) below the staff. The music consists of eighth and sixteenth notes in both hands.

52

Musical notation for measures 52-57. Treble clef has a flat (b) above the staff. Bass clef has a flat (b) below the staff. The music consists of eighth and sixteenth notes in both hands.

58

Musical notation for measures 58-62. Treble clef has a flat (b) below the staff. Bass clef has a flat (b) below the staff. The music consists of eighth and sixteenth notes in both hands.

63

Musical notation for measures 63-67. Treble clef has a flat (b) below the staff. Bass clef has a flat (b) below the staff. The music consists of eighth and sixteenth notes in both hands.

68

Musical notation for measures 68-72. Treble clef has a flat (b) below the staff. Bass clef has a flat (b) below the staff. The music consists of eighth and sixteenth notes in both hands.

Adagio

Musical notation for measures 1-5. The piece is in 3/2 time and B-flat major. The treble clef part features a melody with quarter and eighth notes, including a half note with a fermata. The bass clef part provides a steady accompaniment of eighth notes.

6

Musical notation for measures 6-11. The treble clef part continues the melody with a half note and quarter notes. The bass clef part continues with eighth notes, ending with a whole note.

12

Musical notation for measures 12-17. The treble clef part has a more active melody with quarter and eighth notes. The bass clef part continues with eighth notes.

18

Musical notation for measures 18-22. The treble clef part features a melody with a flat sign above a note in measure 19. The bass clef part continues with eighth notes.

23

Musical notation for measures 23-28. The treble clef part concludes with a half note and quarter notes. The bass clef part concludes with a whole note.

A3 Printing Instructions

The A3 versions of the pdf files are intended to be printed in a booklet format (several double-size sections folded in the middle) on A3 paper; when necessary, page turnings are minimized by the use of fold-outs.

To print in booklet format on double-sized paper using Adobe Acrobat Reader™ (other PDF readers usually have equivalent commands):

1. Load double-sized (typically A3) or single-sized (typically A4) in your printer according to each range size.
2. In Acrobat Reader™ print dialogue box, under “Page Sizing & Handling”, select “Size” and under “Size Options”, select “Actual Size”.
3. Under “Page Setup...”, select “A3 297 x 420 mm” or “A4 210 x 297 mm” according to the size of each range.
4. Print each of the page ranges listed below (recto and verso).

This generates some sections to fold in the middle (and bind together, if you like).

Hint: if your printer does not have double-side printing capability (recto and verso in a single run), print each range twice: once selecting “Front side only” (or “Odd sheets”) and printing on one side, then selecting “Back side only” (or “Even sheets”), reloading the printed pages on the other side and printing the same range of pages again.

Page Ranges

(all numbers refer to positions in the file, not to numbers printed on the pages)

Section	Paper Size	Page Range
Score cover	A3	1—2 (1 sheet)
Score	A3	3—16 (7 sheets)
Fold-outs	A4	17—18 (1 sheet)

Glueing

(all page numbers refer to the numbers printed on the pages)

Glue page no.:	to page no.:
-----------------------	---------------------

12

17