

Georg Philipp
Telemann
(1681 — 1767)

WORKS FOR RECORDER

Part 1: Pieces with Recorder without Continuo –
TWV 40

Vol. II:

TWV40:107 (B♭ maj., 2 flauti)
TWV40:109 (C maj., flauto e chalumeau)
TWV40:111 (B♭ maj., flauto e violino)

Modern clefs

Georg Philipp
Telemann
(1681 — 1767)

WORK FOR RECORDER

Part 1: Pieces with Recorder without Continuo –
TWV 40

Vol. II:

TWV40:107 (B♭ maj., 2 flauti)
TWV40:109 (C maj., flauto e chalumeau)
TWV40:111 (B♭ maj., flauto e violino)

Modern clefs

CONTENTS

Duetto à Flauti dolci (TWV40:107) (<i>Der Getreue Music-Meister</i> , p. 13 & 18)	4
Carillon (fl. d. e chalumeau, TWV40:109) (<i>Der Getreue Music-Meister</i> , p. 32)	12
[Duo à Flauto dolce e Violino] (TWV40:111) (<i>Der Getreue Music-Meister</i> , p. 77 & 84)	14

PREFACE

This edition contains all Telemann works for one or more recorders, possibly with other instruments and without continuo (TWV class 40). It only includes works for which the recorder is explicitly stated as an instrument, either as the only possibility or one among several. It does not include works which could be performed on the recorder or could be (or have been) adapted to the recorder.

Volume 1 contains the six *Sonates sans Basse à deux...*, Hamburg 1727. Volume 2 contains a few additional pieces.

The source used for this volume is:

- TELEMANN G.P., *Der Getreue Music-Meister*, Hamburg 1728, copy in the *Bibliothèque Nationale de France* (Paris).

EDITORIAL REMARKS

- All editorial additions are placed above the staff or marked by dotted lines or parentheses.
- Original time signatures, note values, ties, slurs, bar lines and beamings have been retained. For clefs, two versions are supplied, one with original clefs (mostly *chiave di flauto* for recorder parts) and one in modern clefs.
- All marked accidentals have been retained, even when superfluous according to modern conventions; however, they have been silently 'modernised' when today's conventions dictate a different sign (i.e.: a sharp used to raise a flattened note has been converted to a natural sign).
- Accidentals above the staff or in small type between parentheses are editorial suggestions.
- All the pieces were already in score format.

Duetto

G.P. Telemann (1681 — 1767)

À FLAUTI DOLCI, Ò À FLAUTI TRAVERSI, Ò À VIOLE DI GAMBA

TWV 40:107

Affettuoso

Vivace e staccato

Musical notation for measures 1-3. The top staff (recorder) features a rhythmic pattern of eighth notes with a '+' above the third measure. The bottom staff (continuo) features a bass line with a '+' above the first measure and a '+' above the second measure.

Musical notation for measures 4-6. The top staff continues with eighth notes, and the bottom staff continues with eighth notes.

Musical notation for measures 7-9. The top staff continues with eighth notes, and the bottom staff continues with eighth notes.

Musical notation for measures 10-12. The top staff features a rhythmic pattern of eighth notes with a '+' above the first measure. The bottom staff continues with eighth notes.

Musical notation for measures 13-15. The top staff features a rhythmic pattern of eighth notes with a '+' above the second measure. The bottom staff features a bass line with a '+' above the first measure and a '+' above the second measure.

Musical notation for measures 12-13. The top staff features a rhythmic pattern of eighth notes with a '+' above the second measure. The bottom staff continues with eighth notes.

Musical notation for measures 14-15. The top staff features a rhythmic pattern of eighth notes with a '+' above the first measure. The bottom staff continues with eighth notes.

Musical notation for measures 16-17. The top staff features a rhythmic pattern of eighth notes with a '+' above the first measure. The bottom staff continues with eighth notes.

Musical notation for measures 18-19. The top staff features a rhythmic pattern of eighth notes with a '+' above the first measure. The bottom staff continues with eighth notes.



Allegro

6

11

16

22

28

Largo e misurato


3

6

9

12

14



34


40

45

49

55

59



14

17

20

23

26

Scherzando

Musical score for Scherzando, measures 1-13. The score is in G minor, 3/4 time, and consists of two staves. Measure 1 starts with a whole rest in the upper staff and a half note G in the lower staff. Measures 2-3 show a melodic line in the upper staff and a bass line in the lower staff. Measure 4 begins a series of sixteenth-note runs in the upper staff. Measures 7-9 continue the melodic and bass lines. Measure 10 features a sixteenth-note run in the upper staff. Measure 12 shows a sixteenth-note run in the lower staff. Measure 13 ends with a quarter rest in the upper staff and a quarter note G in the lower staff.

Fünfte Lection des Music-Meisters (p. 18)

Andante

Musical score for Fünfte Lection des Music-Meisters, measures 1-13. The score is in G minor, 4/4 time, and consists of two staves. Measure 1 starts with a half note G in the upper staff and a half note G in the lower staff. Measures 2-3 show a melodic line in the upper staff and a bass line in the lower staff. Measure 4 features a triplet of eighth notes in the upper staff. Measures 6-8 continue the melodic and bass lines. Measure 9 features a triplet of eighth notes in the upper staff. Measure 13 ends with a quarter rest in the upper staff and a quarter note G in the lower staff.

Presto



[Duo]

G.P. Telemann (1681 — 1767)

[À FLAUTO DOLCE E VIOLINO.]

TWV 40:III

Fl. dol. 1. Vio.d. Gam. Flauto trav. Dolce

Viol. 2. Viola pomposa, ò Violino

Carillon

G.P. Telemann (1681 — 1767)

À 2 CHALUMEAUX.
TWV 40:109

Flute
à bec
ou tra-
verse

Musical notation for measures 1-3 of 'Carillon'. The top staff is for flute (treble clef) and the bottom staff is for bassoon (bass clef). The key signature has one flat (B-flat) and the time signature is common time (C). Measure 1 starts with a treble clef and a key signature change to one flat. The melody in the flute part consists of eighth and sixteenth notes, while the bassoon part plays a simple bass line.

4

Musical notation for measures 4-5 of 'Carillon'. The flute part continues with eighth and sixteenth notes, and the bassoon part continues with a steady bass line. Both staves end with repeat signs.

7


Musical notation for measures 6-8 of 'Carillon'. Measure 6 has a '+' above the first note. The flute part features more complex rhythmic patterns, and the bassoon part continues with a steady bass line. Both staves end with repeat signs.

10

Musical notation for measures 9-11 of 'Carillon'. The flute part continues with eighth and sixteenth notes, and the bassoon part continues with a steady bass line. Both staves end with repeat signs.

13

Musical notation for measures 12-13 of 'Carillon'. The flute part continues with eighth and sixteenth notes, and the bassoon part continues with a steady bass line. Both staves end with repeat signs.



A3 Printing Instructions

The A3 versions of the pdf files are intended to be printed in a booklet format (several double-size sections folded in the middle) on A3 paper; when necessary, page turnings are minimized by the use of fold-outs.

To print in booklet format on double-sized paper using Adobe Acrobat Reader™ (other PDF readers usually have equivalent commands):

1. Load double-sized (typically A3) or single-sized (typically A4) in your printer according to each range size.
2. In Acrobat Reader™ print dialogue box, under “Page Sizing & Handling”, select “Size” and under “Size Options”, select “Actual Size”.
3. Under “Page Setup...”, select “A3 297 x 420 mm” or “A4 210 x 297 mm” according to the size of each range.
4. Print each of the page ranges listed below (recto and verso).

This generates some sections to fold in the middle (and bind together, if you like).

Hint: if your printer does not have double-side printing capability (recto and verso in a single run), print each range twice: once selecting “Front side only” (or “Odd sheets”) and printing on one side, then selecting “Back side only” (or “Even sheets”), reloading the printed pages on the other side and printing the same range of pages again.

Page Ranges

(all numbers refer to positions in the file, not to numbers printed on the pages)

Section	Paper Size	Page Range
Score cover	A3	1–2 (1 sheet)
Score	A3	3–14 (6 sheets)