

Georg Philipp
Telemann
(1681 – 1767)

Viola da gamba
pieces

(DES GETREUE MUSIC-MEISTER)

Hamburg 1728

2b. Duetto

Georg Philipp Telemann (1681 – 1767)

à Flauto trav. e Viola di Gamba
(TWV 41:B3)

Largo

Flute trav. Viola.
Viola di Gamba, ò dolce.
di Bracc.

6 6 6 6 5
6 5 6 6 6 6 6 6
7 5 6 5 6 4 4 6 6 6 6
4 2 6 6 6 6
6 6 5 6 4 6 6

Georg Philipp
Telemann
(1681 – 1767)

Viola da gamba
pieces

40

6 6 6 6 6 6 6 6

46

5 4 6 4 6 6 3 6 6
4 2 2



Zehnte Lection des Music-Meisters

4

PREFACE

This edition includes the five pieces primarily or optionally intended for viola da gamba included in Telemann's *Getreue Music-Meister* (Hamburg 1728). The pieces are reproduced verbatim from the original, which was a rather tightly engraved print, already in score format. All the included pieces were scattered across several *Lectionen* and have been brought together here, with their originating *Lectionen* noted.

The first and third pieces, TWV 40:107 and TWV 40:111, have several options for instrumentation, indicated in the clefs, of which only one includes violas da gamba and is the one reproduced here.

The second piece, TWV 41:B3, also has several instrumentation options, of which two, in different keys, include violas da gamba and both have been reproduced here, each in its own key.

The fourth piece, TWV 40:1, for solo viol, is included in the viol separate part.

The copy used as a source is the one held in the *Bibliothèque National de France* in Paris.

EDITORIAL REMARKS

- All editorial additions are placed above the staff or marked by dotted lines or parentheses.
- Original clefs, time signatures, note values, ties, slurs, bar lines and beamings have been retained.
- All marked accidentals have been retained, even when superfluous according to modern conventions; however, they have been silently 'modernised' when today conventions dictate a different sign (i.e.: a sharp used to raise a flattened note has been converted to a natural sign).
- Accidentals above the staff or in small type between parentheses are editorial suggestions.

Largo

The musical score for 'Largo' consists of two staves, treble and bass clef, in a common time signature. The piece is marked 'Largo'. The notation includes various note values, slurs, and fingerings. The score is divided into measures 1 through 11. Fingerings are indicated by numbers 1-5 below notes. Some notes have accidentals (sharps and naturals) above them. Measure 11 ends with a double bar line.

40

6 6 7
4 5
3

44

4 6() 6b() 6 4 6
2() 2

46

6 4 6 5 7
5 2 3 4

48

7 6 7 6 6 4 6 4 6 5 5 3 6 6
3 2 2 2 3 2 5

52

6 7 6 4 6 4 6 6 6 5
5 2 2 4 4 3

1. Duetto

Georg Philipp Telemann (1681 – 1767)

à Flauti dolci, ò à Flauti traversi,
ò à Viole di Gamba
(TWV 40:107)

Affettuoso

3

5

7

10

Allegro

30

32

34

37

2a. Solo

Georg Philipp Telemann (1681 – 1767)

à Viola di Gamba
(TWV 41:B3)

Largo

Flute trav. Viola.
Viola di Flaut.
Gamba, ò dolce.
di Bracc.

6 6 6 6 5
6 5 6 4 4 6 6 6 6
4 6 6 6 6 4 6 6 6 6
6 6 5 6 6 4 6 6 6 6



Vierte Lection des Music-Meisters

Allegro

Measures 1-5 of the piece. The music is in 3/4 time with a key signature of two sharps (D major). The upper staff features a melodic line with eighth and sixteenth notes, while the lower staff provides a rhythmic accompaniment with eighth notes.

Measures 6-11. The melodic line continues with various rhythmic patterns, including some grace notes. The accompaniment remains consistent with eighth-note figures.

Measures 12-17. This section includes some phrasing slurs and accents, particularly in the upper staff. The lower staff continues with its rhythmic accompaniment.

Measures 18-23. The melodic line shows more complex rhythmic patterns, including some dotted rhythms. The accompaniment features some syncopation.

Measures 24-28. This section contains four triplet markings in the lower staff, indicating groups of three notes played simultaneously.

Measures 29-33. The piece concludes with a final melodic phrase in the upper staff and a corresponding accompaniment in the lower staff.

Measures 41-48. The music continues with a melodic line in the upper staff and a rhythmic accompaniment in the lower staff. Some measures feature a '+' sign above the notes.

Measures 49-56. This section includes several measures with a '+' sign above the notes, indicating specific performance instructions.

Measures 57-62. The melodic line continues with eighth-note patterns, and the accompaniment remains consistent.

Measures 63-66. This section features a more active melodic line with frequent sixteenth-note runs.

Measures 67-70. The music continues with a steady eighth-note accompaniment and a melodic line.

Measures 71-75. This section includes several measures with a '+' sign above the notes. The melodic line shows some phrasing slurs.

Measures 76-80. The piece concludes with a final melodic phrase in the upper staff and a corresponding accompaniment in the lower staff, ending with a double bar line and repeat signs.

Presto

Musical score for Viola da gamba, measures 1-36. The piece is in 3/8 time and D major. It begins with a treble clef and a common time signature. The score consists of two staves. Measure 1 starts with a treble clef and a common time signature. The piece is marked 'Presto'. The score includes various musical notations such as notes, rests, and ornaments. The piece ends at measure 36.

Musical score for Viola da gamba, measures 34-64. The piece is in 3/8 time and D major. It continues from the previous page. The score consists of two staves. Measure 34 starts with a treble clef and a common time signature. The piece is marked 'Presto'. The score includes various musical notations such as notes, rests, and ornaments. The piece ends at measure 64.

Fünfte Lection des Music-Meisters

Andante


4

7

10

13

16



Allegro

6 6

30

4 5 6 6 6
2 3 4

32

6 6 6 5 6
4 4 3 4

34

6 6 6 6 6 6 6 6 6 6
4 4 4 4 4 4 4 4 4

37

4 6 4 5 6 7 6 7 6 4 6 4
2 2 3 5 4 4 2

40

6
4
3

6
5

7

44

4
2

6

6b

6

4
2

6

46

6
5

4
2

6

5
3

7

48

7

6

7

6

6

4
2

6

4
2

6

5

5

3

2

6

6

52

6

7

6

4
2

6

4
2

6

6

6

4

5

3

Scherzando

6 5 3 6 6 6 # 6 6 6 5 3 6 6 6 #

4 6 6 6 6 6 6 6 6 6 6 5

6 6 6 6 6 6 6 6 6 6 6 6

6 6 6 6 6 6 6 6 6 6 6 6

6 6 6 6 6 6 6 6 6 6 6 6

6 # 6 6 7 6 6 6 #

5 6 6 # 7 5 6 5

7 5 6 6 # 6 6 # 6 6 6 #

Zehnte Lection des Music-Meisters

Largo

6 6 5 6 6

6 4 5 4 2 6 7 5 6 5 3

6 6 6 6 6 6 6 6 6 6 6 6

6 6 6 6 6 6 6 6 6 6 6 6

6 6 6 6 6 6 6 6 6 6 6 6

6 6 6 6 6 6 6 6 6 6 6 6

6 6 5 6 6 7 # 6 6 5 7 #

Vivace

6 6 6 7 6 6 5 4
3 2

5 6 6 6 6 6 6 6 6 6 4 6 6 4
3 5 4 4 2 4 4

6 6 6 4 4 6 6 6 6 6 4 4

7 4 4 6 4 6 6 6 6 6 6 4

5 6 6 # 6 4 6 7

7 6 6 4 6 4
4 2

6 7 6 6 5 6 6 6 6 5 6
4 3 4 3 6

6 6 6 6 6 6

Vier und zwanzigste Lection des Music-Meisters

Dolce

6 5 6 5 4 6 4 2

6 6 6 6 # 6 6 6 #

6 6 5 6 5 6

6 6 5 6 7 6 6 5 #
4 # 4 #

Vivace

6 6 6 6 7 6 6

6 5 # 6 # 6 6 6

6 5 6 6 # 6 6 6 #

6 6 6 # 6 6 6

6 6 5 # 6 5 # 6 6

6 4 5 3 6 6 # 6

6 # 6 6 6

6 6 6 6 6 6 6 6

5 4+ 6 4 6 6 3 6 6



3. Duetto

Georg Philipp Telemann (1681 – 1767)

(Flauto dolce e Violino, o 2 Viole di Gamba,
o Flauto traverso e Viola pomposa o Violino
TWV 40:111)

Fl. dol. 1. Vio.d. Gam. Flauto trav. **Dolce**


Viol. 2. Viola pomposa, ò Violino

5. Sonata

Georg Philipp Telemann

(TWV 41:G6)

Siciliana



10

12

14



Scherzando

Measures 1-3 of the Scherzando piece. The music is in 3/8 time with a key signature of two sharps (D major). The upper staff begins with a whole rest, while the lower staff starts with a quarter note. Accents are placed above several notes in both staves.

Measures 4-6 of the Scherzando piece. The upper staff features a complex rhythmic pattern with many sixteenth notes and slurs. The lower staff continues with a steady eighth-note accompaniment.

Measures 7-9 of the Scherzando piece. The upper staff has a melodic line with some grace notes. The lower staff maintains the eighth-note accompaniment.

Measures 10-12 of the Scherzando piece. The upper staff continues with a melodic line, and the lower staff has a more active accompaniment with sixteenth-note runs.

Measures 13-15 of the Scherzando piece. The upper staff has a melodic line with accents. The lower staff continues with the eighth-note accompaniment.

Measures 16-18 of the Scherzando piece. The upper staff has a melodic line with slurs. The lower staff continues with the eighth-note accompaniment.

Measures 19-21 of the Scherzando piece. The upper staff has a melodic line. The lower staff features a triplet of eighth notes in the first measure, followed by a long note with a slur.

Measures 22-24 of the Scherzando piece. The upper staff has a melodic line. The lower staff continues with the eighth-note accompaniment.

Measures 25-27 of the Scherzando piece. The upper staff has a melodic line. The lower staff continues with the eighth-note accompaniment.

Measures 28-30 of the Scherzando piece. The upper staff has a melodic line with a repeat sign at the end. The lower staff continues with the eighth-note accompaniment.

Vivace e staccato



Largo e misurato


4

6

9

12

15



A3 Printing Instructions

The A3 versions of the PDF files are intended to be printed in a booklet format (several double-size sections folded in the middle) on A3 paper; when necessary, page turnings are minimized by the use of fold-outs.

To print in booklet format on double-sized paper using Adobe Acrobat Reader™ (other PDF readers usually have equivalent commands):

1. Load double-sized paper (typically A3) in your printer.
2. In Acrobat Reader™ print dialogue box, under “Page Sizing & Handling”, select “Size” and under “Size Options”, select “Actual Size”.
3. Under “Page Setup...”, select “A3 297 x 420 mm”.
4. Print each of the page ranges listed below (*recto* and *verso*).
5. Load single-sized paper (typically A4) in you printer.
6. In Acrobar Reader™ print dialogue box, under “Page Sizing & Handling”, select “Size” and under “Size Options”, select “Actual Size”.
7. Under “Page Setup...”, select “A4 210 x 297 mm”.
8. *Print the last page range (also recto and verso).*

This generates some sections to fold in the middle (and bind together, if you like).

Hint: if your printer does not have double-side printing capability (*recto* and *verso* in a single run), print each range twice: once selecting “Front side only” (or “Odd sheets”) and printing on one side, then selecting “Back side only” (or “Even sheets”), reloading the printed pages on the other side and printing the same range of pages again.

Page Ranges

(all numbers refer to positions in the file, not to numbers printed on the pages)

Section	Paper Size	Page Range
Score – Cover	A3	1–2 (1 sheet)
Score – sect. 1	A3	3–12 (5 sheets)
Score – sect. 2	A3	13–22 (5 sheets)
VdG part	A3	1–4 (2 sheets)