

Georg Philipp
Telemann
(1681 – 1767)

Viola da gamba
pieces

(DES GETREUE MUSIC-MEISTER)

Hamburg 1728

Neunte Lection des Music-Meisters

2b. Duetto

Georg Philipp Telemann (1681 – 1767)

à Flauto trav. e Viola di Gamba
(TWV 41:B3)

Largo

Flute trav. Viola.
Viola di Gamba, o di Bracc.
Flaut. dolce.

Georg Philipp
Telemann
(1681 – 1767)

Viola da gamba pieces

VistaMareMusica

40

46



ViMa MM 5 – Version 1.0 – November 2017. A VistaMare Musica publication (<http://www.vistamaremusica.com/>).
 Editing and typesetting © 2017 Maurizio M. Gavioli. Licensed under the Creative Commons license “Attribution - Share Alike” (in simple words, do with it whatever you like as long as you give me proper credit and share derivative works like this one; for details, see <http://www.creativecommons.org/licenses/by-sa/3.0>).

Typeset with MuseScore (<http://musescore.org/>). Texts set in Linux Libertine and Linux Biolinum (<http://www.linuxlibertine.org/>).

Vivace

6 6 6 7 6 6 5 4
3 2

5 6 6 6 6 6 6 6 6 4 6 6 4

3 3 5 4 4 2 4 4

6 6 6 4/2 6 6 6 6 6

7 4/2 6 4/2 6 6 6 6 6

5 6 6 # 6 4 6 7

7 6 6 4/2 6

- | | |
|--|----|
| 1. Duetto à 2 Viole di gamba | 6 |
| (La maggiore, TWV 40:107 – 3., 4. und 5. Lection) | |
| 2a. Solo à Viola di gamba (e basso) | 14 |
| (Si♭ maggiore, TWV 41:B3 – 9. und 10. Lection) | |
| 2b. Duetto à Flauto trav. e Viola di Gamba | 20 |
| (La maggiore, TWV 41:B3 alt. – 9. und 10. Lection) | |
| 3. Duetto (a 2 Viole di gamba) | 26 |
| (La maggiore, TWV 40:111 – 20. und 21. Lection) | |
| 5. Sonata – Dessus de Viole | 35 |
| (Sol maggiore, TWV 41:G6 – 24. und 25. Lection) | |

PREFACE

This edition includes the five pieces primarily or optionally intended for viola da gamba included in Telemann's *Getreue Music-Meister* (Hamburg 1728). The pieces are reproduced verbatim from the original, which was a rather tightly engraved print, already in score format. All the included pieces were scattered across several *Lectionen* and have been brought together here, with their originating *Lectionen* noted.

The first and third pieces, TWV 40:107 and TWV 40:111, have several options for instrumentation, indicated in the clefs, of which only one includes violas da gamba and is the one reproduced here.

The second piece, TWV 41:B3, also has several instrumentation options, of which two, in different keys, include violas da gamba and both have been reproduced here, each in its own key.

The fourth piece, TWV 40:1, for solo viol, is included in the viol separate part.

The copy used as a source is the one held in the *Bibliothèque National de France* in Paris.

EDITORIAL REMARKS

- All editorial additions are placed above the staff or marked by dotted lines or parentheses.
- Original clefs, time signatures, note values, ties, slurs, bar lines and beamings have been retained.
- All marked accidentals have been retained, even when superfluous according to modern conventions; however, they have been silently 'modernised' when today conventions dictate a different sign (i.e.: a sharp used to raise a flattened note has been converted to a natural sign).
- Accidentals above the staff or in small type between parentheses are editorial suggestions.

Zehnte Lection des Music-Meisters

Largo

The musical score for 'Largo' is presented in a two-staff format. The upper staff uses a soprano clef (C1) and the lower staff uses an alto clef (C3). The key signature is G minor (two flats) and the time signature is 3/4. The piece consists of 11 measures. The notation includes various note values, slurs, and ties. Fingering numbers are indicated below the notes. Editorial additions are marked with a plus sign (+) above the notes. The score is divided into systems, with measure numbers 3, 5, 7, 9, and 11 indicated at the beginning of their respective systems.

40

6
4
3 6
5 7

44

4
2 6() 6b() 6 4
2 6

46

6
5 4
2 6 5
3 7
4

48

7 6 7 6 6 4 6 4 6 5 5 3 6 6
3 2 2 2 3 2 2 2 3 2 5

52

6 7 6 4 6 4 6 6 6 4 6 5 3

1. Duetto

Georg Philipp Telemann (1681 - 1767)

à Flauti dolci, ò à Flauti traversi,
ò à Viole di Gamba
(TWV 40:107)

Affettuoso

3

5

7

10

Allegro

30

32

34

37

2a. Solo

Georg Philipp Telemann (1681 – 1767)

à Viola di Gamba
(TWV 41:B3)

Flute trav. Viola.
Largo

Viola di Gamba, ò dolce. di Bracc.

6 6 6 6 5

6 5 6 6 6 4 2 6 7 6 5

6 4 4 6 6 6 6 4 6 6 2

6 6 6 6 5 6

6 4 6 6 6 6 6 5 4 7



Vierte Lection des Music-Meisters

Allegro

Measures 1-5 of the piece. The music is in G major (one sharp) and 3/4 time. The upper staff features a melodic line with eighth and sixteenth notes, while the lower staff provides a rhythmic accompaniment with eighth notes.

Measures 6-11. The melodic line continues with various rhythmic patterns, including some grace notes. The bass line remains active with eighth-note accompaniment.

Measures 12-17. This section includes some phrasing slurs and accents. The bass line features a triplet of eighth notes in measure 15.

Measures 18-23. The melodic line shows a change in phrasing with a fermata in measure 20. The bass line continues with eighth-note accompaniment.

Measures 24-28. This section contains several triplet markings over eighth notes in both staves, indicating a rhythmic variation.

Measures 29-33. The piece concludes with a final melodic phrase in the upper staff and a corresponding bass line ending on a whole note.

Measures 41-48. The music continues with a melodic line in the upper staff and a bass line. Some measures feature a '+' sign above the notes, possibly indicating an accent or breath mark.

Measures 49-56. Similar to the previous section, this part features a melodic line with eighth notes and a bass line with eighth-note accompaniment.

Measures 57-62. The melodic line continues with eighth-note patterns, and the bass line provides a steady accompaniment.

Measures 63-66. This section shows a continuation of the eighth-note rhythmic patterns in both staves.

Measures 67-70. The melodic line features some phrasing slurs, and the bass line continues with eighth-note accompaniment.

Measures 71-75. This section includes a '+' sign above the notes in the upper staff, indicating an accent. The bass line remains active with eighth notes.

Measures 76-80. The piece concludes with a final melodic phrase in the upper staff and a corresponding bass line ending on a whole note. The notation ends with a double bar line and repeat signs.

Presto

Musical score for Viola da gamba, measures 1-36. The piece is in 3/8 time and D major. It begins with a treble clef and a common time signature. The score consists of two staves. Measure 1 starts with a treble clef and a common time signature. The piece is marked 'Presto'. The score includes various rhythmic values, including eighth and sixteenth notes, and rests. There are several measures with a '+' sign above the notes, indicating breath marks or accents. The piece ends with a double bar line.

Musical score for Viola da gamba, measures 34-58. The piece is in 3/8 time and D major. It begins with a treble clef and a common time signature. The score consists of two staves. Measure 34 starts with a treble clef and a common time signature. The piece is marked 'Presto'. The score includes various rhythmic values, including eighth and sixteenth notes, and rests. There are several measures with a '+' sign above the notes, indicating breath marks or accents. The piece ends with a double bar line.

Fünfte Lection des Music-Meisters


Andante

4

7

10

13



40

6
4
3

6
5

7

44

4
2

6

6b

6

4
2

6

46

6
5

4
2

6

5
3

7
4

48

7
6
3

7

6

6

4
2

6

4
2

6

5
2

5
3

3
2

6

6

5

52

6
5

7

6

4
2

6

4
2

6

6

6

4

6

5
3

Vivace

6 6 6 7 6 6 5 4
3 2

5 6 6 6 6 6 6 6 6 6 4 6 6 4
3 5 4 4 2 4

6 6 6 4 4 6 6 6 6 6 6 4 6 6 4
2

7 4 6 4 6 6 6 6 6 6 6 6 4
2 2

5 6 6 # 6 4 6 7

7 6 6 4 6 6
4 2

6 7 6 6 5 6 6 6 6 5 6
4 3 4 3 6

6 6 6 6 6 6

Vier und zwanzigste Lection des Music-Meisters

Dolce

6 5 6 5 4 6 4
5 2 2

6 6 6 6 # 6 6 6 #

6 6 5 6 5 6

6 6 5 6 7 6 6 5
4 # 4 #

Vivace

6 6 6 6 7 6 6

6 5

6 5 # 6 # 6 6 6

6 5 6 6 # 6 6 6 #

6 4 #

6 6 6 # 6 6 6

6 6 5 # 6 5 # 6 6

6 4 5 3 6 6 # 6

6 # 6 6 6

6 6 6 6 6 6 6 6

5 4 2 6 4 6 6 3 6 6



3. Duetto

(Flauto dolce e Violino, o 2 Viole di Gamba,
o Flauto traverso e Viola pomposa o Violino
TWV 40:111)


Fl. dol. 1. Vio.d. Gam. Flauto trav. **Dolce**

Viol. 2. Viola pomposa, ò Violino

5. Sonata

(TWV 41:G6)

Siciliana



10

12

14



Scherzando

Measures 1-3 of the Scherzando piece. The music is in 3/8 time with a key signature of two sharps (D major). The upper staff begins with a whole rest, while the lower staff starts with a quarter note. Measure 3 features a trill in the upper staff.

Measures 4-6 of the Scherzando piece. Measure 4 contains a trill in the upper staff. Measures 5 and 6 feature a continuous sixteenth-note pattern in the upper staff, with the lower staff providing a steady accompaniment.

Measures 7-9 of the Scherzando piece. Measure 7 has a trill in the upper staff. Measures 8 and 9 continue with the sixteenth-note pattern in the upper staff.

Measures 10-12 of the Scherzando piece. Measure 10 features a trill in the upper staff. Measures 11 and 12 continue with the sixteenth-note pattern in the upper staff.

Measures 13-15 of the Scherzando piece. Measure 13 has a trill in the upper staff. Measures 14 and 15 continue with the sixteenth-note pattern in the upper staff.

Measures 16-18 of the Scherzando piece. Measure 16 has a trill in the upper staff. Measures 17 and 18 continue with the sixteenth-note pattern in the upper staff.

Measures 19-21 of the Scherzando piece. Measure 19 has a trill in the upper staff. Measures 20 and 21 continue with the sixteenth-note pattern in the upper staff.

Measures 22-24 of the Scherzando piece. Measure 22 has a trill in the upper staff. Measures 23 and 24 continue with the sixteenth-note pattern in the upper staff.

Measures 25-27 of the Scherzando piece. Measure 25 has a trill in the upper staff. Measures 26 and 27 continue with the sixteenth-note pattern in the upper staff.

Measures 28-30 of the Scherzando piece. Measure 28 has a trill in the upper staff. Measures 29 and 30 continue with the sixteenth-note pattern in the upper staff.

Vivace e staccato



Largo e misurato


4

6

9

12

15



A3 Printing Instructions

The A3 versions of the PDF files are intended to be printed in a booklet format (several double-size sections folded in the middle) on A3 paper; when necessary, page turnings are minimized by the use of fold-outs.

To print in booklet format on double-sized paper using Adobe Acrobat Reader™ (other PDF readers usually have equivalent commands):

1. Load double-sized paper (typically A3) in your printer.
2. In Acrobat Reader™ print dialogue box, under “Page Sizing & Handling”, select “Size” and under “Size Options”, select “Actual Size”.
3. Under “Page Setup...”, select “A3 297 x 420 mm”.
4. Print each of the page ranges listed below (*recto* and *verso*).
5. Load single-sized paper (typically A4) in you printer.
6. In Acrobar Reader™ print dialogue box, under “Page Sizing & Handling”, select “Size” and under “Size Options”, select “Actual Size”.
7. Under “Page Setup...”, select “A4 210 x 297 mm”.
8. *Print the last page range (also recto and verso).*

This generates some sections to fold in the middle (and bind together, if you like).

Hint: if your printer does not have double-side printing capability (*recto* and *verso* in a single run), print each range twice: once selecting “Front side only” (or “Odd sheets”) and printing on one side, then selecting “Back side only” (or “Even sheets”), reloading the printed pages on the other side and printing the same range of pages again.

Page Ranges

(all numbers refer to positions in the file, not to numbers printed on the pages)

Section	Paper Size	Page Range
Score – Cover	A3	1–2 (1 sheet)
Score – sect. 1	A3	3–12 (5 sheets)
Score – sect. 2	A3	13–22 (5 sheets)
VdG part	A3	1–4 (2 sheets)